


EU TYPE-EXAMINATION CERTIFICATE

according to Article 19 (c) of Regulation (EU) 2016/425 of the European Parliament and of the Council

No. 1019-003/Q/2024

Name of product: **Full body harness, type XD-A9516**

PPE category: **III.**

 **Zhejiang Bingfeng Outdoor Product Co., LTD,
Floor 5, Building A, 1075 Dongzhou Road, Jiangdong Subdistrict
Yiwu City, Zhejiang province 322000
China**

Applied standards and/or technical specification: **ČSN EN 361:2003 (identical to EN 361:2002)
ČSN EN 358:2019 (identical to EN 358:2018)
ČSN EN 813:2009 (identical to EN 813:2008)
ČSN EN 365:2005 (identical to EN 365:2004)**


Base for issue of certificate: **Evaluation Report No. 1019-021734/23/2024 (integral part of this certificate)**

Conditions of validity: **Certificate shall only be used in conjunction with one of the conformity assessment procedures referred to Article 19 (c) point (i) or (ii) of Regulation (EU) 2016/425 of the European Parliament and of the Council.**

Validity of certificate till: **January 19, 2029**

VVUU, a.s. hereby certifies that the sample of the product mentioned above meets all the relevant essential health and safety requirements of Annex II of the Regulation (EU) 2016/425 of the European Parliament and of the Council.




Tomáš Dorazil
Deputy Director NB 1019

January 20, 2024
.....
Date of issue

Duplication of only parts of this document is subject to the approval of VVUU, a.s., NB 1019, Ostrava – Radvanice, Czech Republic.



Description of product

Composition of product:	The shoulder straps, waist belt with the support, leg loops with the support	
Width of primary straps:	Webbing (45 mm) Polyester (PES)	
Buckles:	9516BK2 (adjustment buckle 64 mm)	1 buckle on the shoulder strap 2 buckles on the waist belt 2 buckles on the leg loops 1 buckle on the back strap
Buckles:	9516BK1 (connection buckle 64 mm)	1 buckle on the back strap
Threads	PA, in contracting colour to straps	
Attachment points: 9516XDB2	1 front point (D-ring) and 1 back point (D-ring) for fall arrest (EN361) 2 lateral belt points (D-rings) for work positioning (EN 358) 1 lower front belt point (D-ring) for work positioning (EN 813)	
Max. loading:	100 kg	
Trademark	XINDA	

Picture of product



Duplication of only parts of this document is subject to the approval of VVUU, a.s., NB 1019, Ostrava – Radvanice, Czech Republic.



EVALUATION REPORT

according to Article 19 (c) of Regulation (EU) 2016/425 of the European Parliament and of the Council

Module B

No. 1019-021734/2024

The product, type: **Full body harness, type XD-A9516**

Category of PPE: **III.**

Manufacturer: **Zhejiang bingfeng outdoor Equipment Co., LTD, 5 / f, building A,
1075 dongzhou road, jiangdong street, Yiwu city, Zhejiang
province 322000, China**

Application No.: **021734** dated: **November 9, 2023**

Contract No.: **VCER/2023/973** dated: **November 16, 2023**

Issued by: **Romana Vitoušová** Signature: 
Technical Expert

Date: **January 20, 2024**



Stamp of Notified Body

Notes:

All regulations are used as written, include all subsequent amendments, and are referred to by their original title. This Evaluation Report applies only to the aforementioned product, the submitted documentation, and tests, inspections and documentation carried out and prepared by Notified Body No. 1019.

The Evaluation Report (without appendices) may be published in its entirety only. Publication of a part of the Evaluation Report requires the prior consent of Notified Body No. 1019.

Reference to the Evaluation Report must identify VVUU, a.s. as Notified Body No. 1019.



1. Product specification

Composition of product:	The shoulder straps, waist belt with the support, leg loops with the support	
Width of primary straps:	Webbing (45 mm) Polyester (PES)	
Buckles:	9516BK2 (adjustment buckle 64 mm)	1 buckle on the shoulder strap 2 buckles on the waist belt 2 buckles on the leg loops 1 buckle on the back strap
Buckles:	9516BK1 (connection buckle 64 mm)	1 buckle on the back strap
Threads	PA, in contracting colour to straps	
Attachment points: 9516XDB2	1 front point (D-ring) and 1 back point (D-ring) for fall arrest (EN361) 2 lateral belt points (D-rings) for work positioning (EN 358) 1 lower front belt point (D-ring) for work positioning (EN 813)	
Max. loading:	100 kg	
Trademark	XINDA	



Full body harness, type XD-A9516

The manufacturer delivered 3 pieces of the specimen of the model on September 11, 2023



2. List of submitted technical documentation according to Annex III to the Regulation (EU) 2016/425 of the European Parliament and of the Council

No.	Name of documentation
1	PPE identification and the description, drawing of the harness, type XD-A9516 with components and material sheets, dated November 24, 2023
2	Instruction for use – Full Body Harness, type XD-A9516
3	Marking - Full Body Harness, type XD-A9516, dated November 24, 2023
4	Quality Plan, dated November 24, 2023
5	List of used standards and basic safety requirements, dated November 24, 2023
6	Harmlessness Declaration, dated November 24, 2023
7	Risk Assessment, dated November 24, 2023
8	Picture of packed product

3. Examination of the technical file

3.1 Application of the harmonized standards, respectively the technical specifications

The manufacturer has applied the harmonized standards ČSN EN 361:2003 (identical to EN 361:2002), ČSN EN 358:2019 (identical to EN 358:2018), ČSN EN 813:2009 (identical to EN 813:2008) and ČSN EN 365:2005 (identical to EN 365:2004).

3.2 Examination of the technical file

Date of examination	Document	Conclusion
January 20, 2024	Appendix to this Evaluation Report	Technical design of the PPE is adequate. The technical file is suitable for the examination of conformity to essential requirements of the Regulation (EU) 2016/425 of the European Parliament and of the Council.

3.3 Identification of the elements which have been designed in accordance with the harmonized standards

Date of examination	Document	Conclusion
January 20, 2024	Appendix to this Evaluation Report	There were identified elements designed in accordance with the harmonized standards.

4. Examination of the model

4.1 Verification of compliance of the model with the technical file

Date of examination	Document	Conclusion
January 20, 2024	Appendix to this Evaluation Report	The specimen of the model has been manufactured in conformity with the technical documentation.



4.2 Examinations and tests

Date of examination/test	Document	Conclusion
January 20, 2024	Appendix to this Evaluation Report	The specimen of the model is in conformity with the harmonized standards ČSN EN 361, ČSN EN 358, ČSN EN 813 and ČSN EN 365 meet the essential requirements of the Regulation (EU) 2016/425 of the European Parliament and of the Council.
November 22, 2023 November 24, 2023	Test Report No. A07689-10-23 Inspection Report No. C07689-10-23	
From January 15 till January 17, 2024	Test Report No. A07783-10-24	

Results of examinations and tests are given in the Appendix to this Evaluation Report.

5. Assessment of the conformity of the model with essential requirements

From the results of the examination of the technical file and the examinations and tests performed, it follows that the model of the product „Full body harness, type XD-A9516“, of the manufacturer Zhejiang bingfeng outdoor Equipment Co., LTD, 5 / f, building A, 1075 dongzhou road, jiangdong street, Yiwu city, Zhejiang province 322000, China

satisfies

the relevant essential health and safety requirements referred to Annex II to the Regulation (EU) 2016/425 of the European Parliament and of the Council

6. Procedure subsequent to EU type-examination

The manufacturer has chosen the procedure according to article 19 letter c) i) and according to Annex VII to the Regulation (EU) 2016/425 of the European Parliament and of the Council “Conformity to type based on internal production control plus supervised product checks at random intervals” (module C2).

7. List of materials for preparation of the Evaluation Report

- Test Report No. A07689-10-23, dated November 24, 2023, issued by VVUU, a.s., Testing Laboratory, Ostrava – Radvanice, Czech Republic
- Inspection Report No. C07689-10-23, dated November 24, 2023, issued by CBP, VVUU, a.s., Testing Laboratory, Ostrava – Radvanice, Czech Republic
- Test Report No. A07783-10-24, dated January 17, 2024, issued by VVUU, a.s., Testing Laboratory, Ostrava – Radvanice, Czech Republic

8. List of appendices

- Appendix to Evaluation Report No. 1019-021734/23/2024, dated January 20, 2024



Test Procedure: Static strength test and Dynamic performance test

Method: PP-03.10.17 (ČSN EN 361, art. 5.1 and art. 5.2)
PP-03.10.12 (ČSN EN 358, art. 5.6.2 and art. 5.7.2)
PP-03.10.24 (ČSN EN 813, art. 5.4 and art. 5.5)

Date of Test: November 22, 2023

Climatic Conditions:

pressure	97,4 kPa
temperature	18 °C
humidity	34 %

Applied Testing and Measuring Equipment:

Test torso according to ČSN EN 364, a picture number: 1
Descending tower, metrological number: Z10/02
Test torso 100 kg, according to ČSN EN 364, a picture number: 1
5 m steel tape measure OBI, metrological number: 4000
Testing hydraulic cylinder, metrological number: 4005
Sensor of static test load AST, type KAP-S, serial number: 1412253
Testing machine, type ZDM 2.5 / 91, serial number: 2212/2
Test cylinder diameter 250 mm

Sample Preparation: /

Test Result:

PP-03.10.17 (ČSN EN 361:2003)	Requirements	Test results
5.1 Static strength test		
Back attachment element – head-up	15 kN load applied for 3 min., The full body harness shall not release the torso dummy.	Torso dummy not released.
Back attachment element – head-down	10 kN load applied for 3 min., The full body harness shall not release the torso dummy.	Torso dummy not released.
Front attachment element – head-up	15 kN load applied for 3 min., The full body harness shall not release the torso dummy.	Torso dummy not released.
Front attachment element – head-down	10 kN load applied for 3 min., The full body harness shall not release the torso dummy.	Torso dummy not released.



**VVUU**RISK ANALYSIS
TESTING
CERTIFICATIONVVUU, a.s.
Pikartská 1337/7, 716 00 Ostrava-Radvanice
The Czech RepublicTesting Laboratory No. 1025
accredited by CAI according to ČSN EN ISO/IEC 17025:2018

Test Report No. A07689-10-23

PP-03.10.17 (ČSN EN 361:2003)	Requirements	Test results
5.2 Dynamic performance test		
Feet first - front attachment element - back attachment element	Test mass of 100 kg, 4 m free fall	Torso dummy not released, angle did not exceed 50°.
	The full body harness shall not release the torso dummy. The angle between the longitudinal axis of the dorsal plane of the torso dummy and the vertical shall be a maximum of 50°.	
Head first - front attachment element - back attachment element	Test mass of 100 kg, 4 m free fall	Torso dummy not released, angle did not exceed 50°.
	The full body harness shall not release the torso dummy. The angle between the longitudinal axis of the dorsal plane of the torso dummy and the vertical shall be a maximum of 50°.	

PP-03.10.12 (ČSN EN 358:2019)	Requirements	Test results
5.6 Static strength and slippage		
5.6.2 Waist belt - side attachment element	Waist belt shall sustain a force of 15 kN without releasing the cylinder.	The belt withstood a force of 15 kN for 3 minutes without releasing the test cylinder. - side attachment element slip of adjusting straps: 0 mm; 0 mm
	Load 4 x 1 kN for 1 minute and 1 x 5 kN for 3 minutes. The slip of the strap in the adjusting element shall not exceed 20 mm	
5.6.3 Waist belt with integrated lanyard with length adjustment device	Waist belt with integrated lanyard with length adjustment device shall sustain a force of 15 kN without releasing the cylinder.	/
5.6.4 Waist belt with integrated restraint lanyard with a fixed length	Waist belt with integrated restraint lanyard with a fixed length shall sustain a force of 15 kN without releasing the cylinder.	/
5.6.5 Work positioning and restraint lanyard with length adjustment device	Work positioning and restraint lanyard with length adjustment device shall sustain a force of 15 kN.	/
5.7 Dynamic strength - test torso of 100 kg, 1,0 m free fall		
5.7.2 Waist belt - side attachment element	The torso dummy shall be held clear of the ground by the waist belt during the first impact.	The torso dummy held clear of the ground of the ground by the waist belt the first impact.
5.7.3 Waist belt with integrated lanyard	The torso dummy shall be held clear of the ground by the waist belt with integrated lanyard during the first impact.	/



**VVUU**RISK ANALYSIS
TESTING
CERTIFICATIONVVUU, a.s.
Pikartská 1337/7, 716 00 Ostrava-Radvanice
The Czech RepublicTesting Laboratory No. 1025
accredited by CAI according to ČSN EN ISO/IEC 17025:2018

Test Report No. A07689-10-23

PP-03.10.12 (ČSN EN 358:2019)	Requirements	Test results
5.7.4 Lanyard with length adjustment device	A lanyard with length adjustment device shall retain the rigid test mass clear of the ground.	/

PP-03.10.24 (ČSN EN 813:2009)	Requirements	Test results
5.4 Dynamic strength - front low attachment element	Test torso of 100 kg, 2 m free fall	Torso dummy not released, load bearing parts without break or rupture, no detachment of elements.
	The sit harness shall withstand one drop test without releasing the torso dummy and no load bearing part of the sit harness shall break or rupture. No element shall become detached.	
5.5 Static strength - front low attachment element	15 kN load applied for 3 min.	Load bearing parts without break or rupture, no detachment of elements.
	No load bearing part shall break or rupture. No element shall become detached.	
	Measure and record any slippage of the adjustment strap(s) through the fastening and adjustment elements. Slippage max. 20 mm	
	Slippage of adjustment straps: - front low attachment element Waist belt - right clamp: 0 mm - left clamp: 0 mm Leg loops - left clamp: 0 mm - right clamp: 0 mm	

Note:

- „/“ - it is not relevant or it was not a subject of the tests.

Tested by: Pavel Kočí

End of the Test Report



INSPECTION REPORT

No. C07689-10-23

Date of Issue: November 24, 2023
Place of Issue: Ostrava-Radvanice

Phone: 596 252 319, 268
E-mail: kocip@vuu.cz
dorazilt@vuu.cz

Subject of Inspection: Full body Harnesses, Work Positioning Belt, Sit Harness
Client: VVUU, a.s., COV No. 3076, Pikartská 1337/7, 716 07 Ostrava – Radvanice
Order No.: VZL/2023/1074 dated November 20, 2023
Inspected Sample: Full body harness, type XD-A9516, (No. Samples: 8506)
Date of Delivery: November 20, 2023
Date of Inspections: November 24, 2023
Place of Inspections: PPE Testing Laboratory

Inspection Report contains: Text page (s): 10
Annex page(s): 1

The result of inspections relates only to the sample inspected. The Inspection Report shall be reproduced only as a whole unless a written agreement made with the Certification Body does not state otherwise.



1. Verification of requirements according to the technical standards / technical specifications

Name of the technical standard:	Personal protective equipment against falls from a height - Full body harnesses Personal fall protection equipment - Sit harnesses Personal protective equipment for work positioning and prevention of falls from a height – Belts and lanyards for work positioning or restraint
Designation of the standard:	ČSN EN 361:2003, ČSN EN 813:2009, ČSN EN 358:2019
UIAA standard:	---
Designation of the technical specification:	---

1.1 Results of examinations

ČSN EN 358:2019	Requirements	Results
4.1 Design, construction and ergonomics		
4.1.1 Waist belts	4.1.1.1 Waist belts shall be capable of adjustment to fit the wearer within the size range specified by the manufacturer.	Waist belts are capable adjustment to fit the wearer.
	4.1.1.2 Waist belts shall have at least one attachment element intended for the connection of load bearing components, e.g. a lanyard.	Waist belts have two attachment elements.
	If the waist belt is equipped with two attachment elements for work positioning, one shall be in the right and one shall be in the left front quarter of the waist belt when fitted correctly.	The belts are equipped with two attachment elements for working positioning. One located in the right front quarter and one in the left front quarter.
	4.1.1.3 All parts of the waist belt shall be free from sharp edges and burrs that could cause injury.	Verified, meet.
	4.1.1.4 Work positioning belts shall have a back support.	Belts have a back support.
	The minimum length of the back support shall be 50 mm longer than half the circumference of the work positioning belt when adjusted to the maximum radial length (waist size) specified by the manufacturer.	The minimum length of the type back support: - 645 mm The maximum radial length belt: - 1175 mm



ČSN EN 358:2019	Requirements	Results
	The back support shall have a minimum width of 100 mm and shall cover a minimum overall surface area of 200 cm ² symmetrically arranged on the spine of the user and shall have a minimum width of 60 mm elsewhere.	The minimum width of the back support: - 135 mm Cover verall surface area of: - 270 cm ² The minimum width of the back support (elsewhere) = - 80 mm
	4.1.1.5 Restraint belts shall be not less than 43 mm wide.	Wide of the restraint belt: 46 mm
4.1.2 Fastening and adjustment elements of the waist belt	4.1.2.1 Fastening elements shall be so designed and constructed that, when fastened in accordance with the manufacturer's information; they can be released only by at least two different deliberate manual actions.	Fastening elements can be released two different deliberate manual actions.
	4.1.2.2 Fastening elements shall be so designed and constructed that, when fastened in accordance with the manufacturer's information, they cannot unintentionally open.	Fastening elements are constructed that they cannot unintentionally open.
	4.1.2.3 If fastening elements are so designed and constructed that they can be opened by pushing two buttons, e.g. see Figure 1, when fastened in accordance with the manufacturer's information, the buttons have to go back in their original position when checked in accordance with 5.2.4.	/
	The fastening element shall not release when checked in accordance with 5.2.5.	/
	4.1.2.4 When tested in accordance with 5.6.2, the movement and slippage of the webbing through the adjustment elements of waist belts shall be not more than 20 mm.	Side attachment element 0 mm; 0 mm
	If the instructions supplied by the manufacturer describe that adjustment elements can be adjusted in more than one manner, each manner of adjustment shall be tested.	/



ČSN EN 358:2019	Requirements	Results
	4.1.2.5 When tested in accordance with 5.6.3 or 5.6.4, the movement and slippage of the webbing through the adjustment elements of waist belts with integrated lanyards shall be not more than 20 mm.	/
	If the instructions supplied by the manufacturer describe that the adjustment elements can be adjusted in more than one manner, each manner of adjustment shall be tested.	/
4.1.3 Work positioning and restraint lanyards	4.1.3.1 A work positioning lanyard shall be adjustable and designed and manufactured in such a way that the length adjustment device cannot be released from the lanyard involuntarily.	/
	4.1.3.2 A work positioning lanyard shall be designed and manufactured in such a manner that it can be connected to a body holding device at one end and to an anchor point or back to the body holding device at the other end, directly or by an appropriate connector.	/
	One termination may be permanently connected to the body holding device.	/
	4.1.3.3 A restraint lanyard with a length adjustment device shall be designed and manufactured in such a way that the length adjustment device cannot be released from the lanyard involuntarily.	/
	4.1.3.4 A restraint lanyard with a length adjustment device shall be designed and manufactured in such a manner that it can be connected to a body holding device at one end and to an anchor point at the other end, directly or by an appropriate connector.	/



ČSN EN 358:2019	Requirements	Results
	4.1.3.5 A restraint lanyard with a fixed length shall be integrated in a waist belt at one end and designed and manufactured at the other end in such a manner that it can be connected to an anchor point directly or by an appropriate connector.	/
	The length of the lanyard shall be within $\pm 5\%$ of the length given on the marking of the lanyard.	/
4.1.4 Length adjustment device	4.1.4.1 The length adjustment device shall be free from sharp edges and burrs that could cause injury.	/
	4.1.4.2 The length adjustment device shall be non-detachable from the lanyard.	/
	4.1.4.3 The length adjustment device of a work positioning lanyard shall permit the adjustment of the lanyard length while in use as described in the information supplied by the manufacturer.	/
	4.1.4.4 Any movement and slippage of the lanyard through the length adjustment device shall not exceed 50 mm, for lanyards when tested in accordance with 5.6.5 and for lanyards which are integrated in a waist belt when tested in accordance with 5.6.3.	/
	If the instructions supplied by the manufacturer describe that the length adjustment device can be fastened or adjusted in more than one manner, each manner of fastening or adjustment shall be tested.	/
4.2 Materials		
	4.2.1 Materials used in waist belts and lanyards that may come into contact with the skin of a user shall not be known to cause irritating or sensitization effects when used as intended.	/



**VVUU**RISK ANALYSIS
TESTING
CERTIFICATIONVVUU, a.s.
Pikartská 1337/7, Radvanice, 716 00 Ostrava
Czech RepublicCertification Body for Products at VVUU, a.s., No. 3076
accredited by CAI according to standard ČSN EN ISO/IEC 17065:2013

Inspection Report No. C07689-10-23

ČSN EN 358:2019	Requirements	Results
	4.2.2 Fibre ropes, webbing and yarns shall be made from virgin filament or multifilament synthetic fibres suitable for their intended use.	Webbing and yarns are made from multifilament synthetic fibres.
	The breaking tenacity of the synthetic fibres shall be known to be at least 0,6 N/tex.	/
	4.2.3 The shade of the thread used for sewing shall be such as to contrast with the shade of the webbing or the rope to facilitate visual inspection.	The shade of the thread contrast with the shade of webbing.
	4.2.4 When wire is used in the construction of ropes for lanyards, it shall be made from steel.	/
	The ferrules of terminations shall be made from ductile metallic material.	/
	Wire used for ropes that are not made from stainless steel shall be galvanized in accordance with ISO 2232.	/
	4.2.5 Chains shall be made from steel.	/
	Chains that are not made from stainless steel shall be galvanized.	/
	Egg-shaped or similar end links and all connecting links shall be compatible with the chain.	/
4.3 Connectors		
	Connectors incorporated in lanyards shall meet the requirements of EN 362:2004, 4.1 to 4.5.	/
4.6 Corrosion resistance		
	All metallic elements shall not show evidence of corrosion of the base metal which could affect its function.	/
	The presence of tarnishing and white scaling is acceptable.	/



**VVUU**RISK ANALYSIS
TESTING
CERTIFICATIONVVUU, a.s.
Pikartská 1337/7, Radvanice, 716 00 Ostrava
Czech RepublicCertification Body for Products at VVUU, a.s., No. 3076
accredited by CAI according to standard ČSN EN ISO/IEC 17065:2013

Inspection Report No. C07689-10-23

ČSN EN 361:2003	Requirements	Results
4.1 Design and ergonomics	The general requirements are specified in 4.1 of EN 363:2002.	The product meets EN 363:2002, part 4.1.
4.2 Materials and construction	Webbing and sewing threads of a full body harness shall be made from virgin filament or multifilament synthetic fibres suitable for their intended use.	Webbing and sewing threads are made from multifilament synthetic fibres.
	The breaking tenacity of the synthetic fibre $\geq 0,6$ N/tex.	/
	Threads used for sewing shall be physically compatible with webbing and of a quality comparable with that of the webbing. They shall be of a contrasting colour or shade in order to facilitate visual inspection.	Threads used for sewing are physically compatible with webbing and of a quality comparable with that of the webbing. They are of a contrasting colour.
	A full body harness shall comprise straps or similar elements which are placed in the pelvic area and on the shoulders.	A full body harness comprises straps or similar elements which are placed in the pelvic area and on the shoulders.
	The full body harness shall fit the wearer.	The full body harness fit the wearer.
	Straps shall not migrate from position and shall not loosen by themselves.	Verified, meet.
Width of primary straps	Min. 40 mm	Width of primary straps: Shoulder straps: 45 mm (without padding) Thigh straps: 45 mm (without padding) Back strap: 45 mm (without padding)
Width of secondary straps	Min. 20 mm	45 mm
	It shall be visually confirmed during the static strength specified in 5.1 that those straps which support the torso dummy or exert pressure on the torso dummy are primary straps.	It was visually confirmed during the static strength specified in 5.1 that those straps which support the torso dummy or exert pressure on the torso dummy are primary straps.
	The fall arrest attachment element(s) may be placed so as to lie, during the use of the full body harness, above the centre of gravity, in front of the chest and/or at the back and/or at both shoulders of the wearer.	The fall arrest attachment elements are placed in front and back of the wearer.





ČSN EN 361:2003	Requirements	Results
	It shall be possible to carry out a visual inspection of the whole full body harness, even if the full body harness is incorporated within a garment.	The fall arrest attachment elements are placed in front and back of the wearer. It is possible to carry out a visual inspection of the whole full body harness.
	All securing buckles shall be designed in such a way that they can only be assembled in a correct manner or, if they are capable of being assembled in more than one way, that each method of assembly shall conform to the strength and performance requirements.	The fall arrest attachment elements are placed in front and back of the wearer. All securing buckles are composed in a correct manner.
	Metallic fittings shall conform to the corrosion protection requirements specified in 4.4 of the EN 362.	/
4.5 Additional elements	If a full body harness is additionally equipped with elements for the use of the body harness in a work positioning or restraint system, these elements shall conform to EN 358 and/or EN 813.	The fall arrest attachment elements are placed in front and back of the wearer. Full body harness is additionally equipped with elements for the use of the body harness in a work positioning or restraint system, these elements conform to EN 358 and EN 813.

ČSN EN 813:2009	Requirements	Results
4.1 Ergonomics		
	a) Sit harness shall be capable of adjustment to enable positioning on the user.	The product is capable of adjustment to enable positioning on the user.
	b) Be able to support the user in an upright sitting position while in suspension.	The product is able to support the user in an upright sitting position while in suspension.
	c) Allow the person wearing the sit harness to undertake a specified range of movements without undue discomfort.	The product allows the person wearing the sit harness to undertake the specified range of movements without undue discomfort.
	d) Consist of metal fittings with no contact with the groin, the inside of the thighs, the armpits or the small of the back.	The product consists of metal fittings with no contact with the groin, the inside of the thighs, the armpits or the small of the back.
	e) Remain correctly adjusted.	The product remains correctly adjusted.



ČSN EN 813:2009	Requirements	Results
4.2 Design, materials and construction		
4.2.1 Materials	4.2.1.1 The webbing and sewing threads shall be known to be made from virgin filament or multifilament synthetic fibres suitable for their intended use.	The webbing and sewing threads are made from virgin filament or multifilament synthetic fibres suitable for their intended use.
	The breaking tenacity of the synthetic fibre $\geq 0,6$ N/tex.	/
	4.2.1.2 The thread used for sewing shall be known to be physically compatible in its mechanical properties with the webbing and the shade of thread shall be such as to contrast with the shade of the webbing to facilitate visual inspection.	The threads are physically compatible in its mechanical properties. The shade of thread is contrasts with the shade of the webbing.
4.2.2 Attachment points	4.2.2.1 The sit harness shall have at least one attachment point located at the front and to the centre.	Number of the attachment points: one Location: - at the front and the centre
	4.2.2.2 When the sit harness has side or back attachment elements, it shall in addition conform to EN 358.	The sit harness has two side and one back attachment elements, which respond to EN 358.
	4.2.2.3 The shoulder straps fitted to the sit harness shall not contain attachment points.	The shoulder straps fitted to the sit harness do not contain attachment points.
4.2.3 Load bearing parts	4.2.3.1 When checked in accordance with 5.3.1.6, it shall be determined which parts of the sit harness are load bearing parts that exert pressure on the body.	During the suspension, it was determined that the body pressure created: - waists belt - leg loops
	4.2.3.2 The width of load bearing parts where they impact on the body shall be a minimum of 43 mm.	Width of load bearing parts: Leg loops: 45 mm (without padding) Waist belt: 46 mm (without padding)
	Load bearing parts in other areas (typically the inner thighs where they may cause discomfort) may be less than 43 mm wide.	The width = 45 mm
4.2.4 Back support	4.2.4.1 A back support shall be fitted to the waist belt.	The back support is fitted to the waist belt.
	4.2.4.2 The minimum length of the back support = + 50 mm longer than half the circumference of the waist belt when adjusted to the maximum circumferential length.	The maximum circumferential length: 1175 mm The length of the back support: 645 mm



ČSN EN 813:2009	Requirements	Results
	The minimum width of the back support ≥ 100 mm for a length of 200 mm centred on the spine of the wearer.	The width of the back support: 135 mm
	The minimum width of the back support ≥ 60 mm elsewhere.	The width of the back support: 80 mm
4.2.5 Fastening and adjustment elements	4.2.5.1 The fastening and adjustment elements shall be so designed and constructed that, when correctly fastened, they can be released only by at least two different, deliberate, manual actions.	For releasing are needed two different, deliberate, manual actions.
	4.2.5.2 The metal and other parts shall be free from sharp edges and burrs that could cause injury.	The metal and other parts are free from sharp edges and burrs that could cause injury.
	4.2.5.3 The slippage of fastening and adjustment elements shall be not more than 20 mm.	/
4.2.6 Accessibility	The complete sit harness shall be capable of visual inspection, e.g. for signs of wear or chemical attack.	The visual inspection of the complete sit harness is possible.
	This shall also apply when the sit harness is incorporated into a garment.	
5.6 Corrosion resistance	The metal parts of the sit harness shall not show evidence of corrosion that would affect their function. White scaling or tarnishing is acceptable if the function is not impaired.	/

Note:

- „/“ - it is not relevant or it was not a subject of the examination

2. Verification of the results from the external reports provided by the customer

Not assessed.

Issued by:

Pavel Kočí

Expert of CBP




Approved by:

Tomáš Dorazil

Head of CBP




Full body harness, type XD-A9516



TEST REPORT

No. A07783-10-24

Date of Issue: January 17, 2024
Place of Issue: Ostrava-Radvanice

Phone: +420 596 252 347, 318
E-mail: zdebskij@vvuu.cz
ficnerm@vvuu.cz

Subject of Testing: Metal materials
Customer: VVUU, a.s., COV No. 3076, Pikartská 1337/7, 716 07 Ostrava - Radvanice
Order / Contract No.: VZL/2023/1074 dated November 20, 2023
Sample: Metal components, No. Samples: 8600
Data provided by Customer: Product name
Date of Delivery: November 20, 2023
Sample Receiving: By Customer
Place of Testing: Premises of Testing Laboratory at VVUU, a.s., Building B



Checked by:

Marián Ficner

Approved by:

Ing. Jakub Zdebski

Head of Testing Laboratory at VVUU, a.s.

Test Report Contents: Page (s): 3
Annex Page (s): 3

The test result is applicable to the tested sample only. The laboratory is not responsible for the data provided by the customer. The results apply to the sample as received. Without written agreement of the Testing Laboratory the Test Report may be reproduced in full only.

* Test results delivered by accredited subcontractor.

** Test results do not fall within the scope of accreditation of the Testing Laboratory No. 1025.



Test Procedure: Corrosion tests
Method: PP-03.10.72 (ČSN EN ISO 9227, cl. 5.2.2)
Date of Test: January 15, 2024 – January 17, 2024

Corrosive environment:

- salt spray: 5 % NaCl, 35 °C ± 2 °C, pH = 6,5 – 7,2
- fallout range: 1,5 ml/h ± 0,5 ml/h
- deionized water: < 20 µS (25°C ± 2°C)
- density: 1,033 g/cm³

Applied Testing and Measuring Equipment:

Corrosion chambre Liebisch, type S400 M-TR, type 23045012, serial. Nr. 388663

Description of test sample

Sample No.	Product name	Sample identification	Number of pieces
1	Metal ring (9516XDB2)	8600	1
2	Buckle (9516BK1)	8600	1
3	Buckle (9516BK2)	8600	1+1

Duration of test:			Comment
1	24 h exposure	<input type="checkbox"/>	
2	24 h exposure, 1 h drying, 24 h exposure, 1 h drying	<input checked="" type="checkbox"/>	-



Test Result:

Sample No. 1

Appearance			Functionality	Comment
Corrosion of base metal	Tarnishing	White scaling		
Yes <input type="checkbox"/>	Yes <input type="checkbox"/>	Yes <input type="checkbox"/>	-	-
No <input checked="" type="checkbox"/>	No <input checked="" type="checkbox"/>	No <input checked="" type="checkbox"/>		

Sample No. 2

Appearance			Functionality	Comment
Corrosion of base metal	Tarnishing	White scaling		
Yes <input type="checkbox"/>	Yes <input type="checkbox"/>	Yes <input type="checkbox"/>	-	-
No <input checked="" type="checkbox"/>	No <input checked="" type="checkbox"/>	No <input checked="" type="checkbox"/>		

Sample No. 3

Appearance			Functionality	Comment
Corrosion of base metal	Tarnishing	White scaling		
Yes <input type="checkbox"/>	Yes <input type="checkbox"/>	Yes <input type="checkbox"/>	-	-
No <input checked="" type="checkbox"/>	No <input checked="" type="checkbox"/>	No <input checked="" type="checkbox"/>		

Photodocumentation of tested samples, see annex 1.

Tested by: Marián Ficner

Expert opinion/interpretation of results:

Sample: No. 1 – No. 3

Customer: VVÚ, a.s., COV No. 3076

Documentation: ČSN EN 358, ČSN EN 361, ČSN EN 813

Based on the results of the corrosion test on sample No. 1 – No. 3 it can be stated, that this test sample meet the requirements of the ČSN EN 358 standard cl. 4.6, ČSN EN 361 standard cl. 4.2 and ČSN EN 813 standard cl. 4.5.

Processed: Marián Ficner

.....
End of the Test Report



Sample No. 1

Before test




Front side



Back side

After test



Front side



Back side



Sample No. 2

Before test




Front side



Back side

After test



Front side




Back side




Sample No. 3

Before test




Front side




Back side

After test



Front side



Back side



APPENDIX TO EVALUATION REPORT

No. 1019-021734/2024, dated January 20, 2024

Product: Full body harness, type XD-A9516

Note: evaluation method; Yes – meet / satisfy, No – not satisfy, (I) - irrelevant

Part I: Technical documentation supplied by the manufacturer stated in chapter 2 of the Evaluation Report

1.1 Examination of the technical documentation file

No.	Documentation requirement	Satisfy
1,2,3,8	a) a complete description of the PPE and of its intended use	Yes
7	b) an assessment of the risks against which the PPE is intended to protect	Yes
5	c) a list of the essential health and safety requirements that are applicable to the PPE	Yes
1,2	d) design and manufacturing drawings and schemes of the PPE and of its components, sub-assemblies and circuits	Yes
/	e) the descriptions and explanations necessary for the understanding of the drawings and schemes referred to in point (d) and of the operation of the PPE	(I)
1,2	f) the references of the harmonised standards that have been applied for the design and manufacture of the PPE. In the event of partial application of harmonised standards, only the parts which have been applied	Yes
/	g) descriptions of the other technical specifications that have been applied in order to satisfy the applicable essential health and safety requirements, if harmonised standards have not been applied or have been only partially applied	(I)
/	h) the results of the design calculations, inspections and examinations carried out to verify the conformity of the PPE with the applicable essential health and safety requirements	(I)
/	i) Reports on the tests carried out to verify the conformity of the PPE with the applicable essential health and safety requirements and, where appropriate, to establish the relevant protection class	(I)
4	j) a description of the means used by the manufacturer during the production of the PPE to ensure the conformity of the PPE produced with the design specifications	Yes
2	k) a copy of the manufacturer's instructions and information set out in point 1.4 of Annex II to the Regulation (EU) 2016/425 of the European Parliament and of the Council	Yes
/	l) all the necessary instructions for manufacturing of PPE based on the approved basic model, produced as a single unit to fit an individual user <i>Note: Assessment of instruction for production of these PPE types.</i>	(I)
/	m) a description of the measures to be taken by the manufacturer during the fitting and production process to ensure that each item of PPE complies with the approved type and with the applicable essential health and safety requirements <i>Note: Concerns only PPE produced in series where each item is adapted to fit an individual user. Description of the measures and their suitability is assessed.</i>	(I)



Conclusion of assessment

Requirement	Satisfy
Adequacy of the technical design of the PPE	Yes
Suitability of the technical file for the examination of conformity to essential requirements of the Regulation (EU) 2016/425 of the European Parliament and of the Council	Yes

1.2 Verification of compliance of the model with the technical file

Requirement	Satisfy
Compliance of the model with the technical file	Yes

1.3 The elements which have been designed in accordance with the harmonized standards

EN 361:2002

Article	Requirement	Used
4.1	Design and ergonomics	Yes
4.2	Materials and construction	Yes
4.3	Static strength	Yes
4.4	Dynamic performance	Yes
4.5	Additional elements	Yes
6	Marking	Yes
7	Information supplied by the manufacturer	Yes
8	Packaging	Yes

EN 358:2018

Article	Requirement	Used
4.1	Design, construction and ergonomics	Yes
4.2	Materials	Yes
4.3	Connectors	(I)
4.4	Static strength	Yes
4.5	Dynamic strength	Yes
4.6	Corrosion resistance	Yes
6	Marking	Yes
7	Information supplied by the manufacturer	Yes



EN 813:2008

Article	Requirement	Used
4.1	Ergonomics	Yes
4.2	Design, materials and construction	Yes
4.3	Dynamic strength	Yes
4.4	Static strength	Yes
4.5	Corrosion resistance	Yes
6	Marking	Yes
7	Information supplied by the manufacturer	Yes
8	Packaging	Yes

EN 365:2004

Article	Requirement	Used
4.1	General	Yes
4.2	Instructions for use	Yes
4.3	Instructions for maintenance	Yes
4.4	Instructions for periodic examinations	Yes
4.5	Instructions for repair	Yes
4.6	Records	Yes
4.7	Periodic examination	Yes
4.8	Marking	Yes
4.9	Packaging	Yes

Part 2: Examinations and tests

2.1 Examinations and tests of the model in accordance with harmonized standards

EN 361:2002

Article	Requirement	Document	Satisfy
4.1	Design and ergonomics	Inspection Report No. C07689-10-23 Assessment No. 021734	Yes
4.2	Materials and construction	Inspection Report No. C07689-10-23 Test Report No. A07783-10-24 Assessment No. 021734	Yes
4.3	Static strength	Test Report No. A07689-10-23	Yes
4.4	Dynamic performance	Test Report No. A07689-10-23	Yes
4.5	Additional elements	Inspection Report No. C07689-10-23	Yes
6	Marking	Assessment No. 021734	Yes
7	Information supplied by the manufacturer	Assessment No. 021734	Yes
8	Packaging	Assessment No. 021734	Yes



EN 358:2018

Article	Requirement	Document	Satisfy
4.1	Design, construction and ergonomics	Inspection Report No. C07689-10-23 Assessment No. 021734	Yes
4.2	Materials	Inspection Report No. C07689-10-23 Assessment No. 021734	Yes
4.3	Connectors	-	(I)
4.4	Static strength	Test Report No. A07689-10-23	Yes
4.5	Dynamic strength	Test Report No. A07689-10-23	Yes
4.6	Corrosion resistance	Test Report No. A07783-10-24 Assessment No. 021734	Yes
6	Marking	Assessment No. 021734	Yes
7	Information supplied by the manufacturer	Assessment No. 021734	Yes

EN 813:2008

Article	Requirement	Document	Satisfy
4.1	Ergonomics	Inspection Report No. C07689-10-23 Assessment No. 021734	Yes
4.2	Design, materials and construction	Inspection Report No. C07689-10-23 Assessment No. 021734	Yes
4.3	Dynamic strength	Test Report No. A07689-10-23	Yes
4.4	Static strength	Test Report No. A07689-10-23	Yes
4.5	Corrosion resistance	Test Report No. A07783-10-24 Assessment No. 021734	Yes
6	Marking	Assessment No. 021734	Yes
7	Information supplied by the manufacturer	Assessment No. 021734	Yes
8	Packaging	Assessment No. 021734	Yes

EN 365:2004

Article	Requirement	Document	Satisfy
4.1	General	Assessment No. 021734	Yes
4.2	Instructions for use	Assessment No. 021734	Yes
4.3	Instructions for maintenance	Assessment No. 021734	Yes
4.4	Instructions for periodic examinations	Assessment No. 021734	Yes
4.5	Instructions for repair	Assessment No. 021734	Yes
4.6	Records	Assessment No. 021734	Yes
4.7	Periodic examination	Assessment No. 021734	Yes
4.8	Marking	Assessment No. 021734	Yes
4.9	Packaging	Assessment No. 021734	Yes



Part 3: Conformity of the model with the basic health and safety requirements

Requirement of Annex II to the Regulation (EU) 2016/425 of the European Parliament and of the Council		Standard / article Technical specification / article	Conformity
1.1.1	Ergonomics	EN 361 / 4.1 and 4.2 EN 358 / 4.1.1.1, 4.1.1.2, 4.1.1.3, 4.1.1.4., 4.1.2.4 EN 813 / 4.1, 4.2.3., 4.2.4	Yes
1.1.2.1	Optimum level of protection	EN 361 / 4.1 and 4.2 The level of protection is optimal and does not prevent effective use during the period of exposure to the risk or the normal performance of the activity	Yes
1.2.1	Absence of inherent risks and other nuisance factors	PPE is designed and manufactured as to preclude risks and other nuisance factors under foreseeable conditions of use. EN 358 / 4.1.2.2, 4.1.2.3, 4.1.2.4 EN 813 / 4.1	Yes
1.2.1.1	Suitable constituent materials	PPE materials and parts, including any of their decomposition products, are not adversely affect user hygiene or health. EN 358 / 4.2.1 <i>(Manufacturer's declaration)</i>	Yes
1.2.1.2	Satisfactory surface condition of all PPE parts in contact with the user	Any PPE part in contact or in potential contact with the user when such equipment is worn are free of roughness, sharp edges, projections and the like which could cause excessive irritation or injuries. EN 358 / 4.1.1.3 EN 813 / 4.2.5.2	Yes
1.2.1.3	Maximum permissible user impediment	Any impediments caused by PPE to movements to be made, postures to be adopted and sensory perception are minimized. PPE does not cause movements which endanger the user or other persons. EN 813 / 4.1	Yes
1.3.1	Adaptation of PPE to user morphology	PPE is so designed and manufactured as to facilitate correct positioning on the user and to remain in place for the foreseeable period of use, bearing in mind ambient factors, movements to be made and postures to be adopted. It is possible to optimize PPE adaptation to user morphology by means of adjustment systems and the provision of an adequate size range. EN 358 / 4.1.1.1 EN 813 / 4.1	Yes
1.3.2	Lightness and strength	EN 361 / 4.3 EN 358 / 4.4, 4.5 a 4.6 EN 813 / 4.3, 4.4	Yes



Requirement of Annex II to the Regulation (EU) 2016/425 of the European Parliament and of the Council		Standard / article Technical specification / article	Conformity
1.4	Manufacturer 's instructions and information	EN 361 / 7 EN 358 / 6, 7 EN 813 / 7 EN 365 / 4.1, 4.2, 4.3, 4.4, 4.6 and 4.7	Yes
2.1	PPE incorporating adjustment systems	EN 361 / 4.2 and 7 EN 813 / 4.2.5.1 Adjustment systems are designed and manufactured so that, after adjustment, they do not become undone unintentionally in the foreseeable conditions of use	Yes
2.4	PPE subject to ageing	EN 361 / 7 EN 358 / 4. 6, 7 EN 365 / 4.2	Yes
2.8	PPE for use in very dangerous situations	EN 361 / 7k) EN 358 / 7 EN 813 / 7g) EN 365 / 4.2	Yes
2.9	PE incorporating components which can be adjusted or removed by the user	Any PPE components which can be adjusted or removed by the user for the purpose of replacement are designed and manufactured as to facilitate adjustment, attachment and removal without tools. EN 358 / 7	Yes
2.12	PPE bearing one or more identification markings or indicators directly or indirectly relating to health and safety	EN 361 / 6 EN 358 / 6, 7 EN 813 / 6 EN 365 / 4.8	Yes
3.1.2.2	Prevention of falls from a height	EN 361 / 4 to 8 EN 358 / 4.4, 4.5, 4.6, 4.7 EN 813 / 4.2.2 EN 365 / 4.2	Yes *)

Unlisted basic requirements do not relate to this product.

**) The product is only one part of security chain and should be compatible in connection to other parts.*

At Ostrava – Radvanice, dated January 20, 2024



Issued by: 
Romana Vitoušová

